



Laupāhoehoe Community PCS

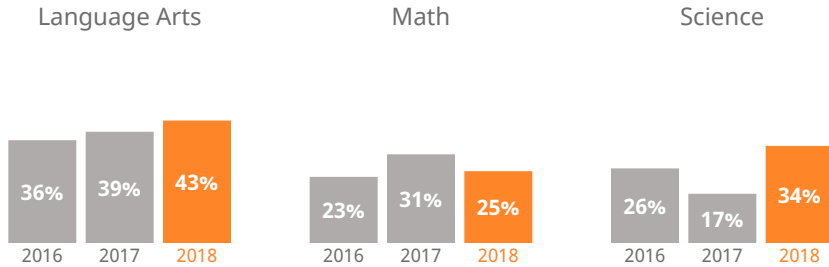
35-2065 Old Mamalahoa Highway, Laupahoehoe, Hawaii | Hawaii | Charter Schools

THE STRIVE HI SCHOOL PERFORMANCE REPORT is an annual snapshot of a school's performance on key indicators of student success. This report shows schools' progress on the Department and Board of Education's Strategic Plan and federally-required indicators under the Every Student Succeeds Act. These results help inform action for teachers, principals, community members, and other stakeholders.



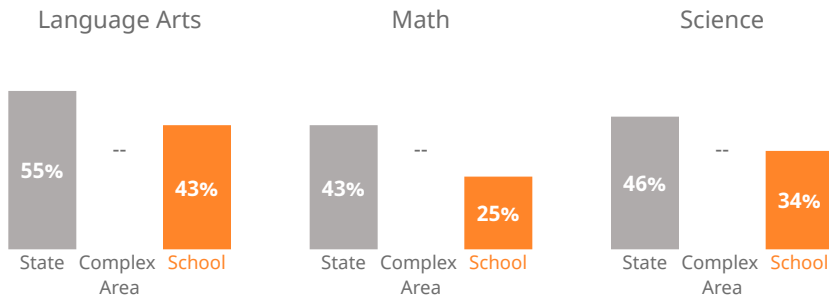
How are students performing in each subject?

Measures the percent of students meeting the standard/who are proficient on state assessments.



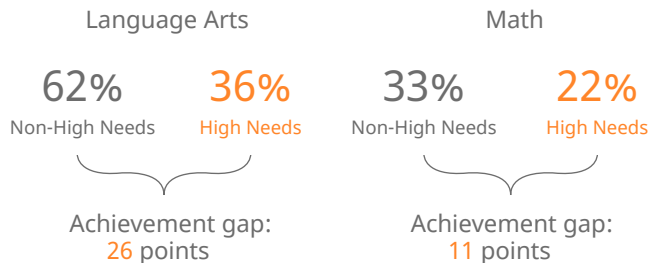
How are students performing compared to others?

Compares the percent of students meeting the standard/who are proficient on state assessments.



How are student subgroups performing?

High Needs: English learners, economically disadvantaged, and students receiving Special Education services. Non-High Needs: All other students.



38%

of students learning English are **on-track** to English language proficiency

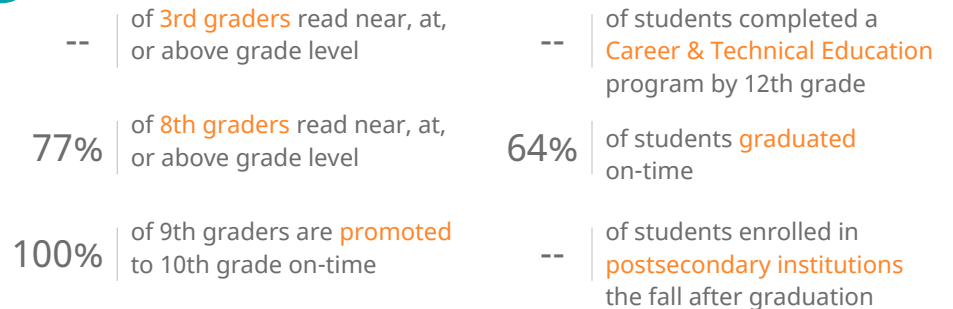


How are students' academic progress measured?

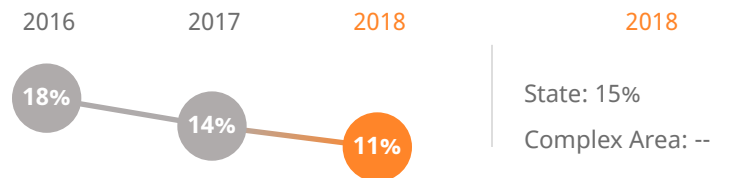
The Smarter Balanced test shows the relative progress of the average student on state assessments using a Median Growth Percentile (MGP). HSA-Alt & KĀ'EO tests show the percent of students making academic growth each year.



How many students are prepared for transition?



How many students missed 15 or more days of school this year?



How do students feel about their school?

Measures percent of students reporting positive school climate as measured by the Tripod Student Perception Survey.

79%

 of students **feel positively** about their school

Laupāhoehoe Community PCS

35-2065 Old Mamalahoa Highway, Laupahoehoe, Hawaii | Hawaii | Charter Schools

Our Story

Laupahoehoe Community Public Charter School emphasizes hands on learning and academic success where every student is known, valued, and loved, using community partnerships and resources while instilling traditional cultural values.

Families, staff, and community working together to graduate successful learners who are job, school, and life ready.

How do you measure how well a school is doing? In our estimation, it's more than scores on high-stakes tests. Schools should show that they are supporting children along the educational pipeline toward college, career, and community readiness. Are our students attending school? Are they graduating? Are they going to college? And how successfully are schools reducing the achievement gap between high-needs and non-high needs students?

The Strive HI Performance System was designed to account for these factors in student success. Initially created in 2013 by a U.S. Department of Education waiver from certain aspects of the former No Child Left Behind Act, Strive HI has been refocused by the goals and priorities of the 2017-2020 Department of Education and Board of Education Strategic Plan, the governing document for the public education system.

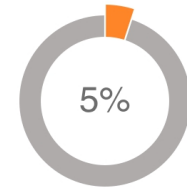
Learn more at
<http://bit.ly/StriveHISystem>

About Our School

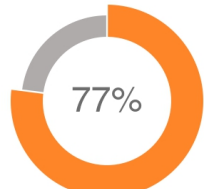
Principal | Romeo Garcia
Grades | K-12
808-313-6200
www.lcpcs.org

305

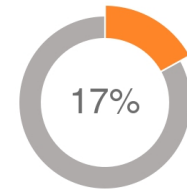
students enrolled



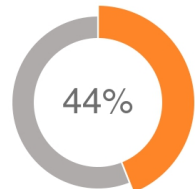
5%
of students are English language learners



77%
of students are eligible for Free or Reduced Lunch



17%
of students receive Special Education services



44%
of students receiving Special Education services are in general education classes most of the day



Laupāhoehoe Community PCS

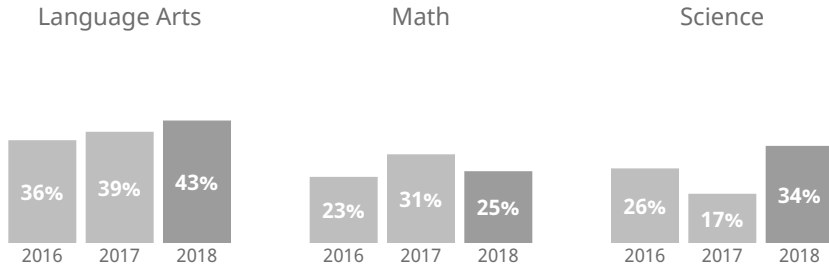
35-2065 Old Mamalahoa Highway, Laupahoehoe, Hawaii | Hawaii | Charter Schools

THE STRIVE HI SCHOOL PERFORMANCE REPORT is an annual snapshot of a school's performance on key indicators of student success. This report shows schools' progress on the Department and Board of Education's Strategic Plan and federally-required indicators under the Every Student Succeeds Act. These results help inform action for teachers, principals, community members, and other stakeholders.



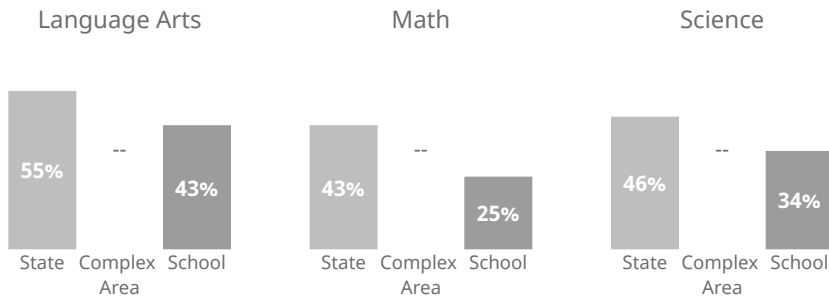
How are students performing in each subject?

Measures the percent of students meeting the standard/who are proficient on state assessments.



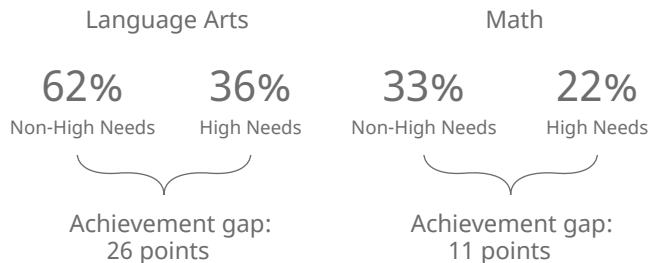
How are students performing compared to others?

Compares the percent of students meeting the standard/who are proficient on state assessments.



How are student subgroups performing?

High Needs: English learners, economically disadvantaged, and students receiving Special Education services. Non-High Needs: All other students.



38%

of students learning English are on-track to English language proficiency

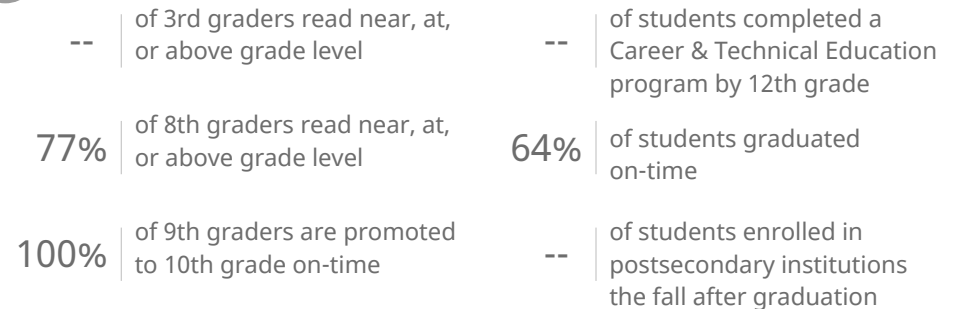


How are students' academic progress measured?

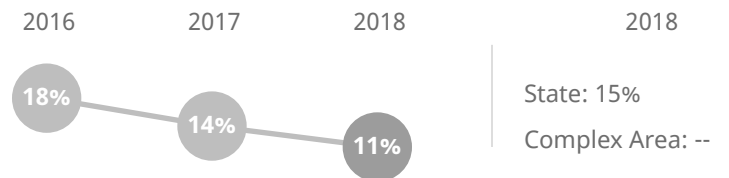
The Smarter Balanced test shows the relative progress of the average student on state assessments using a Median Growth Percentile (MGP). HSA-Alt & KĀ'EO tests show the percent of students making academic growth each year.



How many students are prepared for transition?



How many students missed 15 or more days of school this year?



How do students feel about their school?

Measures percent of students reporting positive school climate as measured by the Tripod Student Perception Survey.

79%

 of students feel positively about their school

Laupāhoehoe Community PCS

35-2065 Old Mamalahoa Highway, Laupahoehoe, Hawaii | Hawaii | Charter Schools

Our Story

Laupahoehoe Community Public Charter School emphasizes hands on learning and academic success where every student is known, valued, and loved, using community partnerships and resources while instilling traditional cultural values.

Families, staff, and community working together to graduate successful learners who are job, school, and life ready.

How do you measure how well a school is doing? In our estimation, it's more than scores on high-stakes tests. Schools should show that they are supporting children along the educational pipeline toward college, career, and community readiness. Are our students attending school? Are they graduating? Are they going to college? And how successfully are schools reducing the achievement gap between high-needs and non-high needs students?

The Strive HI Performance System was designed to account for these factors in student success. Initially created in 2013 by a U.S. Department of Education waiver from certain aspects of the former No Child Left Behind Act, Strive HI has been refocused by the goals and priorities of the 2017-2020 Department of Education and Board of Education Strategic Plan, the governing document for the public education system.

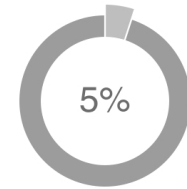
Learn more at
<http://bit.ly/StriveHISystem>

About Our School

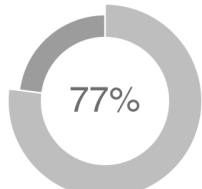
Principal | Romeo Garcia
Grades | K-12
808-313-6200
www.lcpcs.org

305

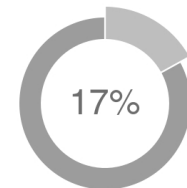
students enrolled



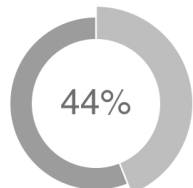
of students are English language learners



of students are eligible for Free or Reduced Lunch



of students receive Special Education services



of students receiving Special Education services are in general education classes most of the day